














Current
Proposed



	10	9	8	7	6	5	4	3	2	1
	80%	77.5%	75%	72.5%	70%	67.5%	65%	62.5%	60%	57.5%



Performance Funding Model 2015 16

		EXCELLENCE <i>(Achieving System Goals)</i>				
Points		5	4	3	2	1
Metric 10						
10.A.	FAMU Percent of R&D Expenditures Funded from External Sources	80%	77.5%	75%	72.5%	70%
10.B.	FAU Bachelor's Degrees Awarded to Minorities	40%	35%	30%	25%	20%
10.B.	FGCU Bachelor's Degrees Awarded to Minorities	452	447	442	437	432
10.B.	FIU Bachelor's Degrees Awarded to Minorities	6,100	6,050	6,000	5,950	5,900
10.C.	FSU National Rank Higher than Predicted by the Financial Resources Ranking Based on a US and World News Report	75	60	45	30	15
10.D.	NCF Percent of Undergraduate Seniors Participating in a Research Course	100%	99%	98%	97%	96%
10.E.	UCF Number of Bachelor's Degrees Awarded Annually	12,300	12,250	12,200	12,150	12,100
10.F.	UF Total Research Expenditures	Top 1/3 of AAU		Mid 1/3 of AAU		Lower 1/3 of AAU
10.G.	UNF Percent of Course Sections Offered via Distance and Blended Learning	7%	6%	5%	4%	3%
10.H.	USF Number of Postdoctoral Appointees	300	275	250	225	200
10.I.	UWF Number of Undergraduate Students Aged 25 and Older Enrolled in Fall	21%	20%	19%	18%	17%