




Key Metrics Common to All Universities Metric	Excellence		Improvement		Final Score
	Data	Points			





Key Metrics Common to All Universities Metric	Excellence		Improvement		Final Score
	Data	Points	Data	Points	
Percent of Bachelor's Graduates Employed and/or Continuing their Education (1 Yr after Graduation)	51.4%	0	-13.9	0	0
Median Wages of Bachelor's Graduates Employed in Full Florida (1 Yr after Graduation)	\$36,500	8	23.0%	10	10
Net Tuition & Fees per 120 Credit Hours	-\$2,000	10	-43.0%	10	10
FourYear Graduation Rate Fulltime FTIC	53.9%	10	-4.0%	0	10
Academic Progress Rate 2ndYear Retention with GPA Above 2.0	80.3%	2	-5.6%	0	2
Bachelor's Degrees Awarded in Areas of Strategic Emphasis	57.9%	10	5.3%	10	10
University Access Rate Percent of Undergraduates with a Grant	28.4%	6	-3.3%	0	6
Freshman in Top 10% of Graduating High School Class (NCF and FPU Only)	24.5%	0	2.9%	5	5
Two-Year Graduation Rate for FCS Associate in Arts Transfer Student	25.0%	0	-4.3%	0	0
Six-Year Graduation Rate for Students who are Awarded a Pell Grant in their First Year	60.6%	1	-1.5%	0	1
Institution Specific Metric					
Percent of FTIC Graduates Completing 3+ High-Practices	86.2%	10	20.5%	10	10



Key Metrics Common to All Universities Metric	Excellence		Improvement		Final Score
	Data	Points	Data	Points	
Percent of Bachelor's Graduates Employed and/or Continuing their Education (1 Yr after Graduation)	69.1%	8	0.0%	0	8
Median Wages of Bachelor's Graduates Employed in Florida (1 Yr after Graduation)	\$42,200	10	6.0%	10	10
Net Tuition & Fees per 120 Credit Hours	\$4,690	10	-38.0%	10	10
FourYear Graduation Rate Fulltime FTIC Academic	47.7%	8	1.4%	2	8

