

---

**STATE UNIVERSITY SYSTEM OF FLORIDA**



**STATE UNIVERSITY SYSTEM OF FLORIDA**  
**DIRECT, INDIRECT AND FULL COSTS**  
**UF**  
**REPORT III**

PAGE 2  
11/09/2020

BUDGET ENTITY: IFAS (UF only)  
 COLL SUB: Not coded by college

(A) COST ACTIVITIES	(B) TOTAL EXPENDITURES PER ACTIVITIES	(C) DIRECT EXPENDITURES	(D) INDIRECT EXPENDITURES	(E) TOTAL FULL EXPENDITURES
-----				
INSTRUCTION				
Library Resources	0	0	0	0
Library Staffing	0	0	0	0
University Support	0	0	0	0
Financial Aid	0	0	0	0
Student Services, Other	0	0	0	0
OTHER FORMULA ACTIVITIES				

**STATE UNIVERSITY SYSTEM OF FLORIDA**  
**DIRECT, INDIRECT AND FULL COSTS**  
**UF**  
**REPORT III**

PAGE 3  
11/09/2020

BUDGET ENTITY: UF Health Center - E&G  
COLL SUB: Not coded by college

---

(A) COST ACTIVITIES	(B) TOTAL EXPENDITURES	(C) DIRECT	(D) INDIRECT	(E) TOTAL FULL
------------------------	---------------------------	---------------	-----------------	-------------------

**STATE UNIVERSITY SYSTEM OF FLORIDA**  
**DIRECT, INDIRECT AND FULL COSTS**  
**UF**  
**REPORT III**

PAGE 1  
11/09/2020

BUDGET ENTITY: UF Health Center - E&G  
 COLL SUB: 01 Medical (Medical & Health)

(A) COST ACTIVITIES	(B) TOTAL EXPENDITURES PER ACTIVITIES	(C) DIRECT EXPENDITURES	(D) INDIRECT EXPENDITURES	(E) TOTAL FULL EXPENDITURES
<b>INSTRUCTION</b>				
Lower	0	0	0	0
Upper	0	0	0	0
Graduate I	1,631	1,631	1,961	3,592
Graduate II	0	0	0	0
Grad III	14,112,563	14,112,563	14,008,919	28,121,482
Clinical Professional	7,792,916	7,792,916	1,687,186	9,480,102
<b>SUB TOTAL INST.</b>	<b>21,907,110</b>	<b>21,907,110</b>	<b>15,698,066</b>	<b>37,605,176</b>
<b>OTHER ACADEMIC AREAS</b>				
Academic Advising	0	0	0	0
Academic Administration	4,900,485	0	0	0
Public Service	15,715,991	15,715,991	6,882,670	22,598,661
Research	6,345,631	6,345,631	3,408,099	9,753,730
<b>TOTAL I&amp;R EXPEND</b>	<b>48,869,217</b>	<b>43,968,732</b>	<b>25,988,835</b>	<b>69,957,567</b>
<b>ENROLLMENT-RELATED ACTIVITIES</b>				
Library Resources	2,008,497	0	0	0
Library Staffing	2,390,639	0	0	0
University Support	18,069,538	0	0	0
Financial Aid	0	0	0	0
Student Services, Other	0	0	0	0
<b>OTHER FORMULA ACTIVITIES</b>				
Plant Operations & Maintenance	30,820,895	0	0	0
<b>STAND-ALONE ACTIVITIES</b>				
I&R Centers	0	0	0	0
Radio & TV	0	0	0	0
Museums & Galleries	0	0	0	0
UF-HC O&M; UF-HC Incidental	2,549,947	2,549,947	0	2,549,947
Extension	0	0	0	0
ADSS-IFAS	0	0	0	0
Teaching Hospitals & Allied Clinic	1,582,770	1,582,770	5,722,363	7,305,133
Academic Infrastructure Support Or	0	0	0	0
78	0	0	0	0
Jacksonville	7,529,372	7,529,372	0	7,529,372
Phosphate Research - FPU	0	0	0	0
<b>TOTAL EXPENDITURES</b>	<b>113,820,875</b>	<b>55,630,821</b>	<b>31,711,198</b>	<b>87,342,019</b>
	=====	=====	=====	=====

**STATE UNIVERSITY SYSTEM OF FLORIDA**  
**DIRECT, INDIRECT AND FULL COSTS**  
**UF**  
**REPORT III**

PAGE 2  
11/09/2020

BUDGET ENTITY: UF Health Center - E&G  
COLL SUB: 03 Pharmacy (Medical & Health)

---

(A) COST ACTIVITIES	(B) TOTAL EXPENDITURES PER ACTIVITIES	(C) DIRECT EXPENDITURES	(D) INDIRECT	(E) TOTAL FULL
------------------------	---	-------------------------------	-----------------	-------------------

**STATE UNIVERSITY SYSTEM OF FLORIDA**  
**DIRECT, INDIRECT AND FULL COSTS**  
**UF**  
**REPORT III**

PAGE 3  
11/09/2020

BUDGET ENTITY: UF Health Center - E&G  
 COLL SUB: 04 Health Related Professions (Medical & Health)

(A) COST ACTIVITIES	(B) TOTAL EXPENDITURES PER ACTIVITIES	(C) DIRECT EXPENDITURES	(D) INDIRECT EXPENDITURES	(E) TOTAL FULL EXPENDITURES
<b>INSTRUCTION</b>				
Lower	0	0	0	0
Upper	0	0	0	0
Graduate I	32,189	32,189	3,278	35,467
Graduate II	0	0	0	0
Grad III	0	0	0	0
Clinical Professional	0	0	0	0
<b>SUB TOTAL INST.</b>	<b>32,189</b>	<b>32,189</b>	<b>3,278</b>	<b>35,467</b>
<b>OTHER ACADEMIC AREAS</b>				
Academic Advising	0	0	0	0
Academic Administration	0	0	0	0
Public Service	0	0	0	0
Research	0	0	0	0

20200909 09:00:00 AM 20200909 09:00:00 AM 20200909 09:00:00 AM 20200909 09:00:00 AM 20200909 09:00:00 AM

**STATE UNIVERSITY SYSTEM OF FLORIDA**  
**DIRECT, INDIRECT AND FULL COSTS**  
**UF**  
**REPORT III**

PAGE 4  
11/09/2020

BUDGET ENTITY: UF Health Center - E&G  
COLL SUB: 05 Dentistry (Health)

-----  
(B) (C) (D) 1-9.8 (---) (D)-9ID --- ,aa-9.8 (ntsoATATr

**STATE UNIVERSITY SYSTEM OF FLORIDA**  
**DIRECT, INDIRECT AND FULL COSTS**  
**UF**  
**REPORT III**

BUDGET ENTITY: UF Health Center - E&G  
 COLL SUB: 06 Veterinary Medicine (Health)

(A) COST ACTIVITIES	(B) TOTAL EXPENDITURES PER ACTIVITIES	(C) DIRECT EXPENDITURES	(D) INDIRECT EXPENDITURES	(E) TOTAL FULL EXPENDITURES
INSTRUCTION				
Lower	0	0	0	0











---

**STATE UNIVERSITY SYSTEM OF FLORIDA**  
COSTS PER CREDIT HOUR  
UF



**STATE UNIVERSITY SYSTEM OF FLORIDA**  
**COSTS PER CREDIT HOUR**  
**UF**  
**REPORT IV - COLLEGE SUMMARY**


PAGE 1  
11/09/2020

BUDGET ENTITY: UF Health Center - E&G  
COLLEGE SUB: 05 Dentistry (Health)

---

(A)	(B) FUNDABLE	(C) DIRECT	(D) INDIRECT	(E) (C+D) TOTAL FULL	(C/B) DIRECT	(D/B) INDIRECT	(E/B) TOTAL
-----	-----------------	---------------	-----------------	----------------------------	-----------------	-------------------	----------------

---







**STATE UNIVERSITY SYSTEM OF FLORIDA**  
**COSTS PER CREDIT HOUR**  
**UF**  
**REPORT IV - BY DISCIPLINE**

PAGE 1  
11/09/2020

BUDGET ENTITY: E & G  
DIS CODE: 03 Natural Resources and Conservation

(A)	(B) FUNDABLE STU CRED HRS	(C) DIRECT EXPENDITURE \$	(D) INDIRECT EXPENDITURE \$	(E) (C+D) TOTAL FULL EXPENDITURE \$	(C/B) DIRECT EXPEND. PER STU CRED HR \$	(D/B) INDIRECT EXPEND. PER STU CRED HR \$	(E/B) TOTAL EXPEND. PER STU CRED HR \$
INSTRUCTION							
-----							
COST ACTIVITIES							
Lower	16,002	517,731	1,217,884	1,735,615	32.35	76.11	108.46
Upper	8,498	1,616,496	1,645,986	3,262,482	190.22	193.69	383.91
Graduate I	1,550	1,151,995	986,296	2,138,291	743.22	636.32	1,379.54
Graduate II	3,012	2,572,725	3,201,208	5,773,933	854.16	1,062.82	1,916.98
Grad III	0	0	0	0	0.00	0.00	0.00
Clinical 6DIREC1.12/58REC1.12/58REC1.34C1i (,731., )-9.8 (II )†J16.192 0 Td( 3,0)-9.8 (12 )-9.8 ( 2,5)-9.8 (72,725)-3607 ( 3,201)-9.8 (,208							

---

**STATE UNIVERSITY SYSTEM OF FLORIDA**  
COSTS PER CREDIT HOUR  
UF  
REPORT IV - BY DISCIPLINE




---

**STATE UNIVERSITY SYSTEM OF FLORIDA**  
COSTS PER CREDIT HOUR

--



---



**STATE UNIVERSITY SYSTEM OF FLORIDA**  
**COSTS PER CREDIT HOUR**  
**UF**  
**REPORT IV - BY DISCIPLINE**

PAGE 7  
11/09/2020

BUDGET ENTITY: E & G  
DIS CODE: 14 Engineering

(A)	(B) FUNDABLE STU CRED HRS	(C) DIRECT EXPENDITURE \$	(D) INDIRECT EXPENDITURE \$	(E) (C+D) TOTAL FULL EXPENDITURE \$	(C/B) DIRECT EXPEND. PER STU CRED HR \$	(D/B) INDIRECT EXPEND. PER STU CRED HR \$	(E/B) TOTAL EXPEND. PER STU CRED HR \$
INSTRUCTION							
-----							
COST ACTIVITIES							
Lower	17,953	2,848,477	1,587,943	4,436,420	158.66	88.45	247.11
Upper	83,052	20,826,180	16,423,964	37,250,144	250.76	197.76	448.52
Graduate I	16,594	9,415,784	2,779,533	12,195,317	567.42	167.50	734.92

Lower w /GS0 gs0 0 m -1.127 Td[/GS0 gs0 0 ,53.1279.8 ( )-9.8 ((C+D) )-9.83 2.146.9 ( /352 )-3606.9 ( 1607 (

**STATE UNIVERSITY SYSTEM OF FLORIDA**  
**COSTS PER CREDIT HOUR**  
**UF**  
**REPORT IV - BY DISCIPLINE**

PAGE 8  
11/09/2020

BUDGET ENTITY: E & G  
DIS CODE: 15 Engineering Technologies and Engineering-Related Fields

(A)	(B) FUNDABLE STU CRED HRS	(C) DIRECT EXPENDITURE \$	(D) INDIRECT EXPENDITURE \$	(E) (C+D) TOTAL FULL EXPENDITURE \$	(C/B) DIRECT EXPEND. PER STU CRED HR \$	(D/B) INDIRECT EXPEND. PER STU CRED HR \$	(E/B) TOTAL EXPEND. PER STU CRED HR \$
-----							
INSTRUCTION							
-----							
COST ACTIVITIES							
Lower	2,838	400,353	307,676	708,029	141.07	108.41	249.48
Upper	10,938	1,539,577	1,729,990	3,269,567	140.75	158.16	298.92





**STATE UNIVERSITY SYSTEM OF FLORIDA**  
**COSTS PER CREDIT HOUR**  
**UF**  
**REPORT IV - BY DISCIPLINE**

PAGE 10  
11/09/2020

BUDGET ENTITY: E & G  
DIS CODE: 19 Home Economics/Human Sciences

(A)	(B) FUNDABLE STU CRED HRS	(C) DIRECT EXPENDITURE \$	(D) INDIRECT EXPENDITURE \$	(E) (C+D) TOTAL FULL EXPENDITURE \$	(C/B) DIRECT EXPEND. PER STU CRED HR \$	(D/B) INDIRECT EXPEND. PER STU CRED HR \$	(E/B) TOTAL EXPEND. PER STU CRED HR \$
-----							
INSTRUCTION							
-----							
COST ACTIVITIES							
Lower	0	0	0	0	0.00	0.00	0.00
Upper	7,628	937,790	1,302,831	2,240,621	122.94	170.80	293.74
Graduate I	319	282,749	184,609	467,358	886.36	578.71	1,465.07
Graduate II	274	197,418	136,167	333,585	720.50	496.96	1,217.46
Grad III	0	0	0	0	0.00	0.00	0.00
Clinical Professional	0	0	0	0	0.00	0.00	0.00

---



**STATE UNIVERSITY SYSTEM OF FLORIDA**  
**COSTS PER CREDIT HOUR**  
**UF**  
**REPORT IV - BY DISCIPLINE**

PAGE 12  
11/09/2020

BUDGET ENTITY: E & G  
DIS CODE: 23 Letters

(A)	(B) FUNDABLE STU CRED HRS	(C) DIRECT EXPENDITURE \$	(D) INDIRECT EXPENDITURE \$	(E) (C+D) TOTAL FULL EXPENDITURE \$	(C/B) DIRECT EXPEND. PER STU CRED HR \$	(D/B) INDIRECT EXPEND. PER STU CRED HR \$	(E/B) TOTAL EXPEND. PER STU CRED HR \$
-----							
INSTRUCTION							
-----							
COST ACTIVITIES							
Lower	21,063	2,909,251	3,793,399	6,702,650	138.12	180.10	318.22
Upper	21,397	4,978,413	5,713,381	10,691,794	232.67	267.02	499.69
Graduate I	655	556,321	319,931	876,252	849.34	488.44	1,337.79
Graduate II	1,912	971,361	611,367	1,582,728	508.03	319.75	827.79
Grad III	0	0	0	0	0.00	0.00	0.00
Clinical Professional	0	0	0	0	0.00	0.00	0.00
	-----	-----	-----	-----	-----	-----	-----
SUB TOTAL INST.	45,027	9,415,346	10,438,078	19,853,424	209.10	231.82	440.92
Academic Advising	0	0	0	0	0.00	0.00	0.00
Academic Administration	0	0	0	0	0.00	0.00	0.00
Public Service	0	416,796	209,457	626,253	0.00	0.00	0.00



**STATE UNIVERSITY SYSTEM OF FLORIDA**  
**COSTS PER CREDIT HOUR**  
**UF**  
**REPORT IV - BY DISCIPLINE**


PAGE 14  
11/09/2020

BUDGET ENTITY: E & G  
DIS CODE: 26 Life Sciences

-----  
(E) (C/B) (D/B) (E/B)



---





---

**STATE UNIVERSITY SYSTEM OF FLORIDA**  
**COSTS PER CREDIT HOUR**  
**UF**  
**REPORT IV - BY DISCIPLINE**



---

**STATE UNIVERSITY SYSTEM OF FLORIDA**  
**COSTS PER CREDIT HOUR**  
**UF**  
**REPORT IV - BY DISCIPLINE**



**STATE UNIVERSITY SYSTEM OF FLORIDA**  
**COSTS PER CREDIT HOUR**  
**UF**  
**REPORT IV - BY DISCIPLINE**

T5/09/2 T9/09/2 FUNDAB DIRE 0.167 1(8BT S-8 (00 0 04.4-71BT S)- 08 ( DIRE)-8c 0 DIR6TJ9 ( 0. )TJ.00T(1/09/2006)-(-)-9.9c 0. )TJ04  
 BUDGET ENTITY: E & G  
 DIS CODE: 42 Psychology

(A) (B) (C) (D) (E) (C/B) (D/B) (E/B)  
 (C+D) DIRECT INDIRECT TOTAL  
 4L)T-18.3 ( \$0.167 1cm84BT S( ( \$FUNDAB4E4-791BT DIRE\$T 0 0-7.12NDREUD)-9.8 (TOTAL-FUL9.8 (--EXPENB.PER----EXPEND.(PER--)-EXPEND.-PER)-9.8 (-----)-9.8





**STATE UNIVERSITY SYSTEM OF FLORIDA**  
**COSTS PER CREDIT HOUR**  
**UF**  
**REPORT IV - BY DISCIPLINE**

PAGE 24  
11/09/2020

BUDGET ENTITY: E & G  
DIS CODE: 51 Health Professions and Related Programs

(A)	(B) FUNDABLE STU CRED HRS	(C) DIRECT EXPENDITURE \$	(D) INDIRECT EXPENDITURE \$	(E) (C+D) TOTAL FULL EXPENDITURE \$	(C/B) DIRECT EXPEND. PER STU CRED HR \$	(D/B) INDIRECT EXPEND. PER STU CRED HR \$	(E/B) TOTAL EXPEND. PER STU CRED HR \$
-----							
INSTRUCTION							
-----							
COST ACTIVITIES							
Lower	2,438	506,400	326,028	832,428	207.71	133.73	341.44
Upper	38,700	8,508,434	4,982,217	13,490,651	219.86	128.74	348.60
Graduate I	15,715	9,814,950	4,623,660	14,438,610	624.56	294.22	918.78
Graduate II	62,840	25,007,277	18,324,313	43,331,590	397.95	291.60	689.55
Grad III	0	0	0	0	0.00	0.00	0.00
Clinical Professional	0	0	0	0	0.00	0.00	0.00
	-----	-----	-----	-----	-----	-----	-----
SUB TOTAL INST.	119,693	43,837,062	28,256,218	72,093,280	366.25	236.07	602.32
Academic Advising	0	0	0	0	0.00	0.00	0.00
Academic Administration	0	0	0	0	0.00	0.00	0.00
Public Service	0	4,012,002	1,622,662	5,634,664	0.00	0.00	0.00
Research	0	17,515,531	7,573,480	25,089,011	0.00	0.00	0.00
	-----	-----	-----	-----	-----	-----	-----
TOTAL DIS	119,693	65,364,594	37,452,360	102,816,954	546.10	312.90	859.01







---

**STATE UNIVERSITY SYSTEM OF FLORIDA**  
COSTS PER CREDIT HOUR  
UF UF







**STATE UNIVERSITY SYSTEM OF FLORIDA**  
**COSTS PER CREDIT HOUR**  
**UF**  
**REPORT IV - BY DISCIPLINE**

PAGE 2  
11/09/2020

BUDGET ENTITY: UF Health Center - E&G  
 COLLEGE SUB: 01 Medical (Medical & Health)  
 DIS CODE: 60 Residency Programs

(A)	(B) FUNDABLE STU CRED HRS	(C) DIRECT EXPENDITURE \$	(D) INDIRECT EXPENDITURE \$	(E) (C+D) TOTAL FULL EXPENDITURE \$	(C/B) DIRECT EXPEND. PER STU CRED HR \$	(D/B) INDIRECT EXPEND. PER STU CRED HR \$	(E/B) TOTAL EXPEND. PER STU CRED HR \$
-----							
INSTRUCTION							
-----							
COST ACTIVITIES							
Lower	0	0	0	0	0.00	0.00	0.00
Upper	0	0	0	0	0.00	0.00	0.00
Graduate I							







\$

**STATE UNIVERSITY SYSTEM OF FLORIDA**  
**COSTS PER CREDIT HOUR**  
**UF**  
**REPORT IV - BY DISCIPLINE**

\$

\$

PAGE 1  
11/09/2020

BUDGET ENTITY: UF Health Center - E&G  
 COLLEGE SUB: 04 Health Related Professions (Medical & Health)  
 DIS CODE: 42 Psychology

\$

(A)	(B) FUNDABLE STU CRED HRS	(C) DIRECT EXPENDITURE \$	(D) INDIRECT EXPENDITURE \$	(E) (C+D) TOTAL FULL EXPENDITURE \$	(C/B) DIRECT EXPEND. PER STU CRED HR \$	(D/B) INDIRECT EXPEND. PER STU CRED HR	(E/B) TOTAL EXPEND. PER STU CRED HR
-----							





---

**STATE UNIVERSITY SYSTEM OF FLORIDA**  
**COSTS PER CREDIT HOUR**  
**UF**  
**REPORT IV - BY DISCIPLINE**